

Kwikie™ Brand Conduit Plugs




The original Kwikie brand mechanical plug is one of Cal Am Manufacturing's most popular products. Trusted by contractors world-wide to secure their conduit systems from the costly and often damaging incursion of water sedimentation and nesting animals, these high quality plugs are manufactured from a trio of hi-impact chemically inert resins that will also confine volatile and hazardous vapors to their source.

The Kwikie plug functions by compressing a thermoplastic elastomer seal between two UV, Ozone and chemically resistant compression plates through the hand tightening of a loop or wing nut; the compressed seal expanding into full contact with the inside pipe walls thereby providing an effective, permanent, positive seal to your conduit system in seconds. Once in place, the Kwikie plug will not move until you decide to remove it.

All Kwikie plugs that are designed for conduit pipe larger than two inches are hollow-stemmed and may be used for feeding or bleeding fluids from your lines (1/2" hose thread adaptor available). Other options include wing nuts or eye nuts for tightening the compression plates. Flush-fit vs. inside fit (the outside compression plate on flush-fit Kwikies will not enter the conduit) and schedule 40 and schedule 80 sizing. All Kwikie plugs come with a 1/2" rope tie for sealing and securing excess rope within the conduit system for future use.

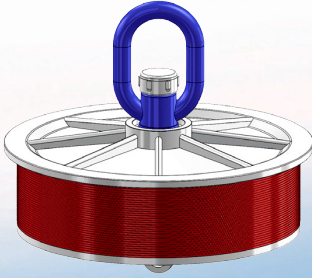
For over 25 years Cal Am has been providing the Power and Telecommunications industry with the highest quality conduit fittings and supports. For more information on other fine Cal Am products please call or visit our website at calammfg.com.

- **Corrosion Proof**
- **Gas & Water Tight**
- **Debris & Animal Secure**
- **Available in 13 sizes and 4 styles**
- **Removable & Reusable**



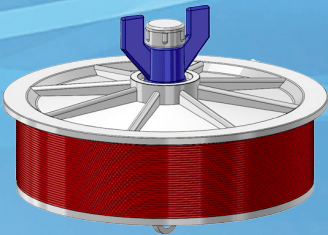


Kwikie Plug, With Loop Nut



PART#	SIZE	DESCRIPTION	UNIT	CASE QTY	CASE SIZE	WEIGHT (LBS)
5120-07	3/4"	Solid Stem	CS	50	11" x 9" x 5"	3
5120-10	1"	Solid Stem	CS	50	11" x 9" x 5"	4
5120-12	1-1/4"	Solid Stem	CS	50	11" x 9" x 5"	4
5120-15	1-1/2"	Solid Stem	CS	50	13" x 9" x 7"	6
5120-20	2"	Solid Stem	CS	50	15" x 11" x 7"	8
5120-25L	2-1/2"	Hollow Stem	CS	30	17" x 13" x 9"	12
5120-30L	3"	Hollow Stem	CS	30	17" x 13" x 13"	14
5120-35L	3-1/2"	Hollow Stem	CS	30	17" x 13" x 13"	16
5120-40L	4"	Hollow Stem	CS	30	19" x 13" x 13"	17
5120-50L	5"	Hollow Stem	CS	20	19" x 13" x 13"	17
5120-58L	5"	Hollow Stem *Sch. 80	CS	20	19" x 13" x 13"	14
5120-60L	6"	Hollow Stem	CS	20	21" x 17" x 17"	17
5120-80L	8"	Hollow Stem	CS	12	21" x 17" x 17"	23

Kwikie Plug, With Wing Nut



PART#	SIZE	DESCRIPTION	UNIT	CASE QTY	CASE SIZE	WEIGHT (LBS)
5120-25	2"-1/2"	Hollow Stem	CS	30	17" x 13 x 9"	11
5120-30	3"	Hollow Stem	CS	30	17" x 13" x 13"	14
5120-35	3"-1/2"	Hollow Stem	CS	30	17" x 13" x 13"	14
5120-40	4"	Hollow Stem	CS	30	19" x 13" x 13"	16
5120-50	5"	Hollow Stem	CS	20	19" x 13" x 13"	13
5120-58*	5"	Hollow Stem *Sch. 80	CS	20	19" x 13" x 13"	13
5120-60	6"	Hollow Stem	CS	20	21" x 17" x 17"	16
5120-80	8"	Hollow Stem	CS	12	21" x 17" x 17"	23

Kwikie Plug, Inside Fit



PART#	SIZE	DESCRIPTION	UNIT	CASE QTY	CASE SIZE	WEIGHT (LBS)
5120-15P	1-1/2" LOOP	Solid Stem	CS	50	13x9x7	6
5120-20P	2" LOOP	Solid Stem	CS	50	15x11x7	8
5120-30PL	3" LOOP	Hollow Stem	CS	30	17x13x13	14
5120-30P	3" WING	Hollow Stem	CS	30	17x13x13	14
5120-40PL	4" LOOP	Hollow Stem	CS	30	19X13X13	17
5120-40P	4" WING	Hollow Stem	CS	30	19X13X13	16
5120-50PL	5" LOOP	Hollow Stem	CS	20	19X13X13	15
5120-50P	5" WING	Hollow Stem	CS	20	19X13X13	15
5120-60PL	6" LOOP	Hollow Stem	CS	20	21X17X17	17
5120-60P	6" WING	Hollow Stem	CS	20	21X17X17	17